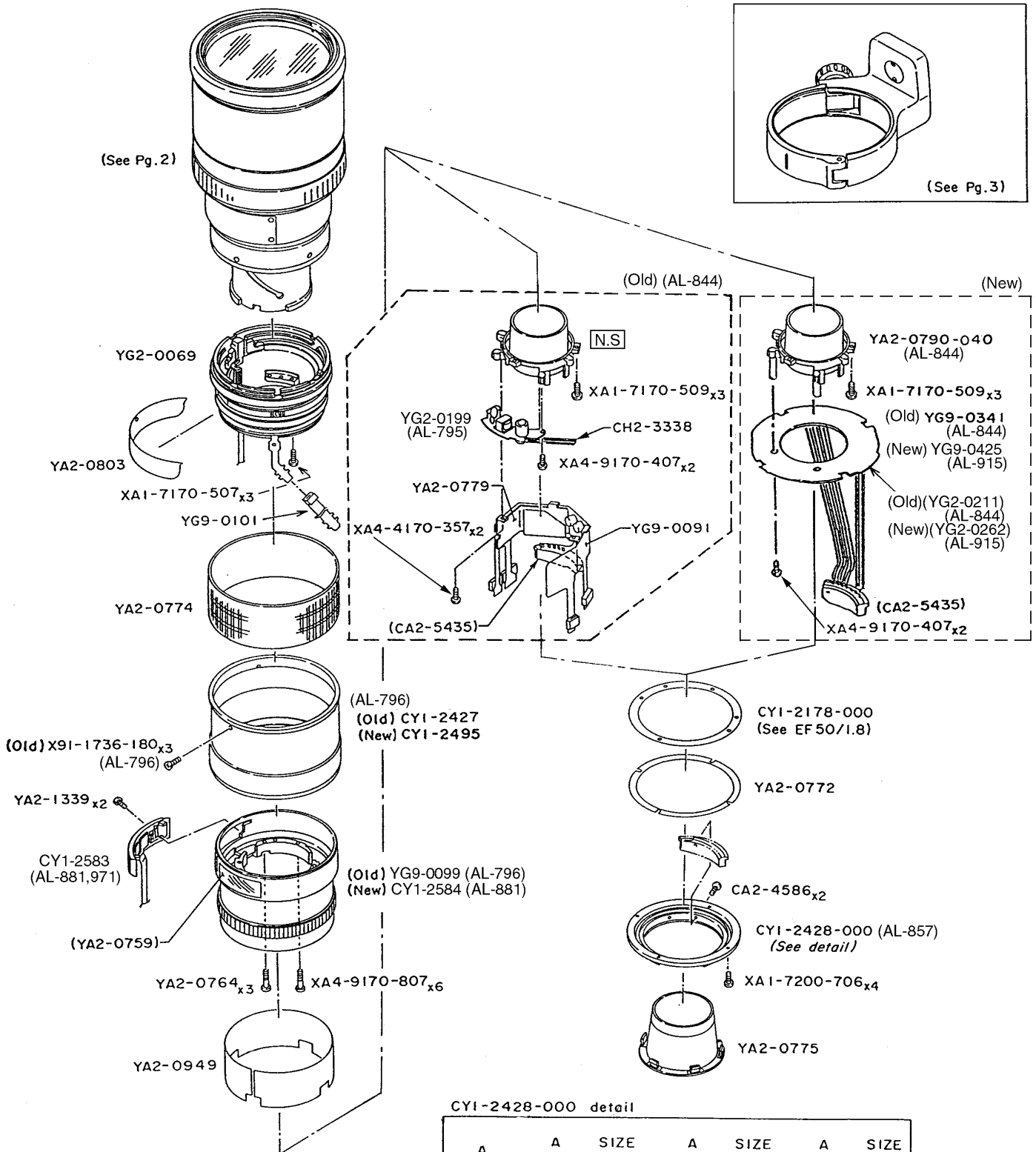


**Canon**

**EF 300mm 1:4.0 L  
REF.NO. C21-8342**

**PARTS  
CATALOG**

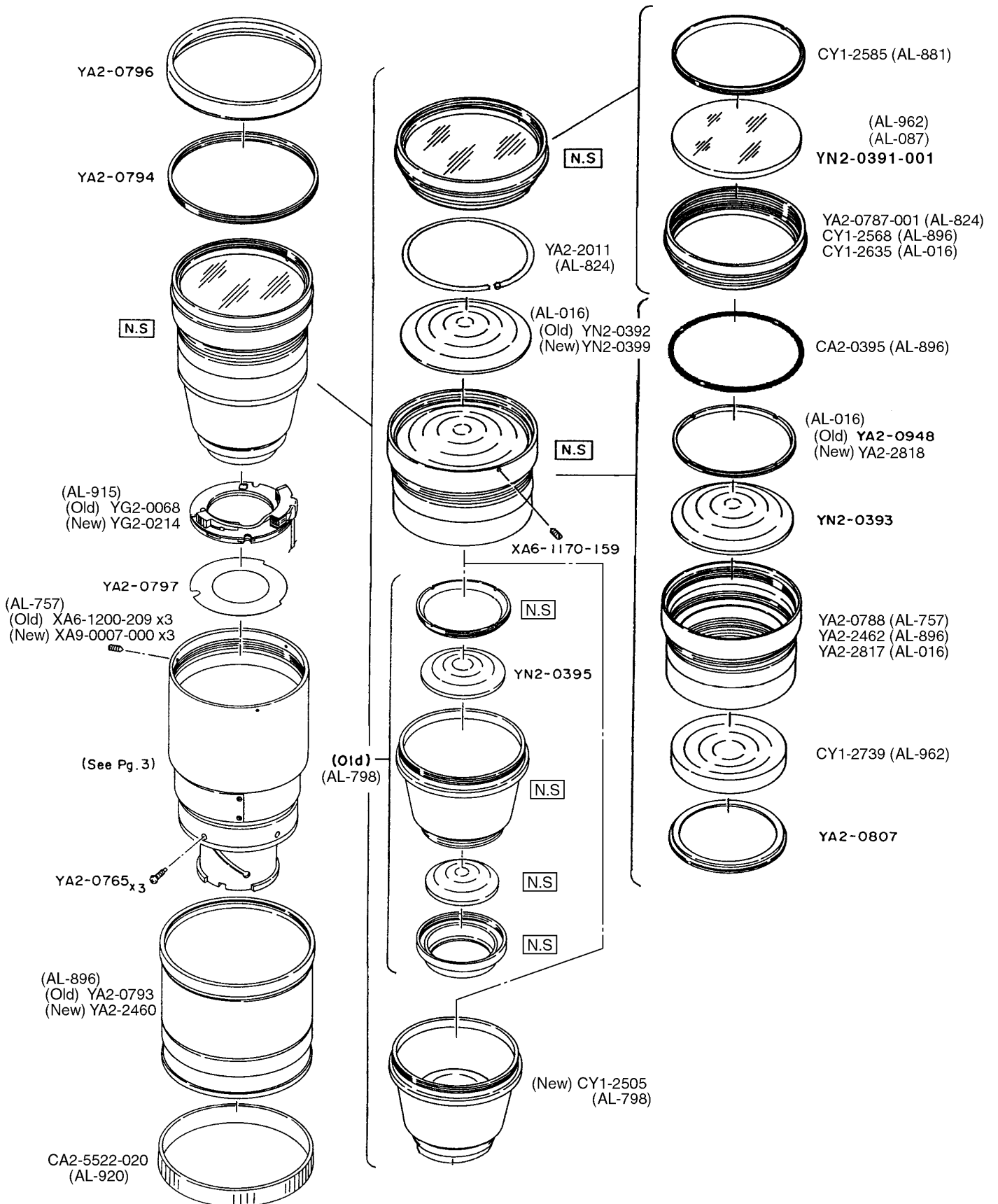
CANON LENS EF 300 mm 1:4.0L



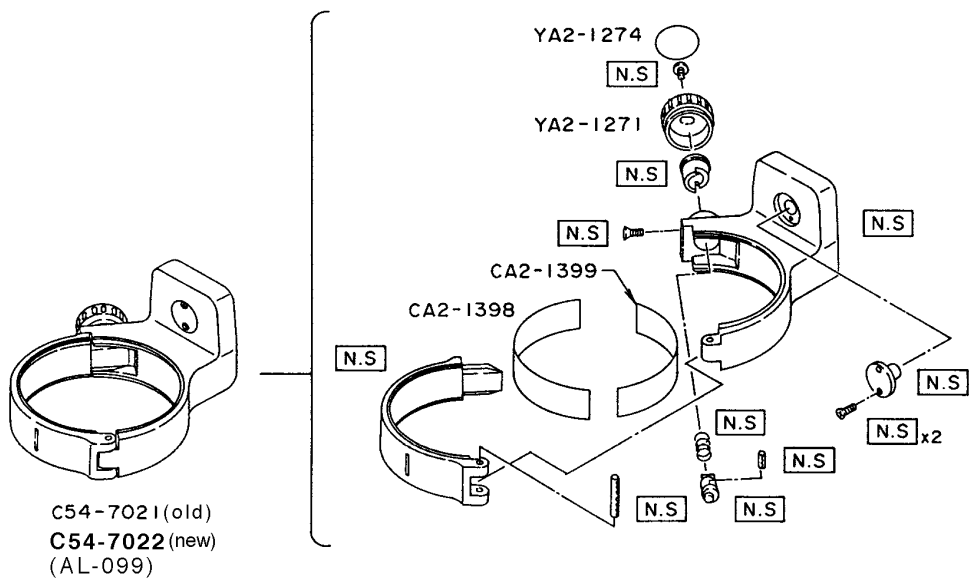
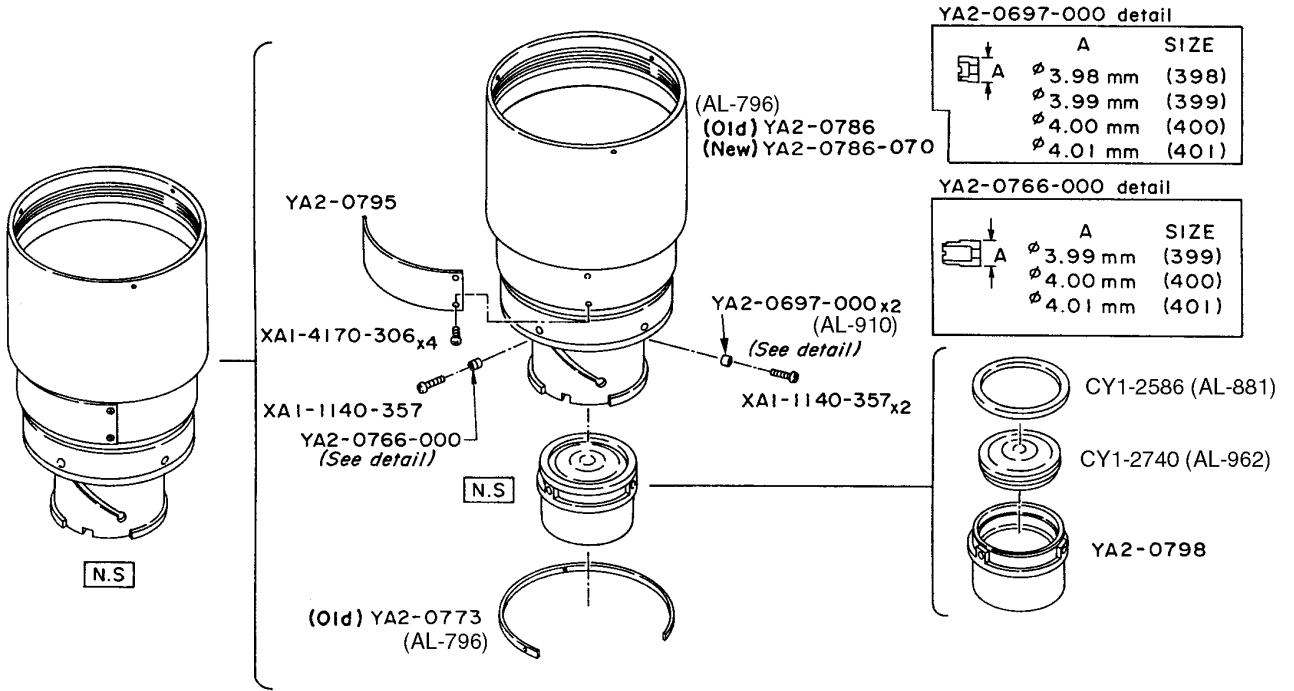
CY1-2428-000 detail

| A      | SIZE  | A      | SIZE  | A      | SIZE  |
|--------|-------|--------|-------|--------|-------|
| 1.7 mm | (170) | 2.2 mm | (220) | 2.7 mm | (270) |
| 1.8 mm | (180) | 2.3 mm | (230) | 2.8 mm | (280) |
| 1.9 mm | (190) | 2.4 mm | (240) |        |       |
| 2.0 mm | (200) | 2.5 mm | (250) |        |       |
| 2.1 mm | (210) | 2.6 mm | (260) |        |       |

# CANON LENS EF 300 mm 1:4.0L



### CANON LENS EF 300 mm 1:4.0L



# PARTS LIST

REF.No.C21-8342 EF300mm 1:4.0L

| NEW | PARTS NO.         | CLASS | QTY | DESCRIPTION               | PAGE |
|-----|-------------------|-------|-----|---------------------------|------|
|     | C54-7021-000      | D     | 1   | TRIPOD SOCKET UNIT        | 3    |
|     | C54-7022-000      | D     | 1   | TRIPOD SOCKET UNIT (New)  | 3    |
|     | CA2-0395-000      | D     | 1   | STOPPER, HOOD             | 2    |
|     | CA2-1398-000      | E     | 1   | SHEET, FRICTION (L)       | 3    |
|     | CA2-1399-000      | E     | 1   | SHEET, FRICTION (S)       | 3    |
|     | CA2-4586-000      | E     | 2   | SCREW                     | 1    |
|     | CA2-5435-000      | D     | 1   | CONTACT ASS'Y             | 1    |
|     | CA2-5522-020      | C     | 1   | RING, RUBBER              | 2    |
|     | CH2-3338-000      | E     | 1   | CABLE, FLAT               | 1    |
|     | CY1-2178-000(XXX) | E     | 1   | WASHER, MOUNT             | 1    |
|     | CY1-2427-000      | E     | 1   | FOCUSING RING ASS'Y       | 1    |
|     | CY1-2428-000(XXX) | C     | 1   | MOUNT, LENS               | 1    |
|     | CY1-2495-000      | E     | 1   | FOCUSING RING ASS'Y       | 1    |
|     | CY1-2505-000      | E     | 1   | BARREL, LENS G5, 6        | 2    |
|     | CY1-2568-000      | E     | 1   | BARREL, LENS              | 2    |
|     | CY1-2583-000      | D     | 1   | A / M SWITCH ASS'Y        | 1    |
|     | CY1-2584-000      | D     | 1   | BARREL, FIXED             | 1    |
|     | CY1-2585-000      | E     | 1   | COLLAR, ASSEMBLY          | 2    |
|     | CY1-2586-000      | E     | 1   | COLLAR, ASSEMBLY          | 3    |
|     | CY1-2635-000      | E     | 1   | BARREL, LENS              | 2    |
|     | CY1-2739-000      | E     | 1   | LENS, G4                  | 2    |
|     | X91-1736-180      |       | 3   | SCREW, CROSS-RECESS, PH   | 1    |
|     | XA1-1140-357      |       | 3   | SCREW                     | 3    |
|     | XA1-4170-306      |       | 4   | SCREW, CROSS-RECESS, PH   | 3    |
|     | XA1-7170-507      |       | 3   | SCREW, CROSS-RECESS, PH   | 1    |
|     | XA1-7170-509      |       | 3   | SCREW, CROSS-RECESS, PH   | 1    |
|     | XA1-7200-706      |       | 4   | SCREW, CROSS-RECESS, PH   | 1    |
|     | XA4-4170-357      |       | 2   | SCREW, CROSS-RECESS, PH   | 1    |
|     | XA4-9170-407      |       | 2   | SCREW, CROSS-RECESS, PH   | 1    |
|     | XA4-9170-807      |       | 6   | SCREW                     | 1    |
|     | XA6-1170-159      |       | 1   | SCREW, CROSS-RECESS, PH   | 2    |
|     | XA6-1200-209      |       | 3   | SETSCREW, SLOTTED, HLCP   | 2    |
|     | XA9-0007-000      |       | 3   | SETSCREW, HEX SOCKET, HLF | 2    |
|     | CY1-2740-000      | E     | 1   | LENS, G7/8                | 3    |
|     | YA2-0697-000(XXX) | E     | 2   | COLLAR, FOCUSING          | 3    |
|     | YA2-0759-000      | E     | 1   | SCALE, DEPTH OF FIELD     | 1    |
|     | YA2-0764-000      | E     | 3   | SCREW, SHAFT              | 1    |
|     | YA2-0765-000      | E     | 3   | SCREW                     | 2    |
|     | YA2-0766-000(XXX) | E     | 1   | COLLAR, FOCUSING          | 3    |
|     | YA2-0772-000      | E     | 1   | WASHER, MOUNT             | 1    |

# PARTS LIST

REF.No.C21-8342 EF300mm 1:4.0L

| NEW | PARTS NO.    | CLASS | QTY | DESCRIPTION             | PAGE |
|-----|--------------|-------|-----|-------------------------|------|
|     | YA2-0773-000 | E     | 1   | RING, COUPLING          | 3    |
|     | YA2-0774-000 | D     | 1   | RING, RUBBER            | 1    |
|     | YA2-0775-000 | D     | 1   | COVER, BACK             | 1    |
|     | YA2-0779-000 | E     | 1   | HOLDER, MAIN CBA        | 1    |
|     | YA2-0786-000 | E     | 1   | BARREL, CAM             | 3    |
|     | YA2-0786-070 | E     | 1   | BARREL, CAM             | 3    |
|     | YA2-0787-001 | E     | 1   | BARREL, LENS G1         | 2    |
|     | YA2-0788-000 | E     | 1   | BARREL, LENS            | 2    |
|     | YA2-0790-040 | E     | 1   | BARREL, LIGHT SHIELD    | 1    |
|     | YA2-0793-000 | E     | 1   | HOOD, LENS              | 2    |
|     | YA2-0794-000 | E     | 1   | COLLAR, ASSEMBLY        | 2    |
|     | YA2-0795-000 | E     | 1   | PLATE, NAME             | 3    |
|     | YA2-0796-000 | E     | 1   | RING, RUBBER            | 2    |
|     | YA2-0797-000 | E     | 1   | STOPPER, FLARE          | 2    |
|     | YA2-0798-000 | E     | 1   | BARREL, LENS            | 3    |
|     | YA2-0803-000 | E     | 1   | SCALE, FOCUSING         | 1    |
|     | YA2-0807-000 | E     | 1   | COLLAR, ASSEMBLY        | 2    |
|     | YA2-0948-000 | E     | 1   | COLLAR, ASSEMBLY        | 2    |
|     | YA2-0949-000 | E     | 1   | SHEET, INSULATING       | 1    |
|     | YA2-1271-000 | E     | 1   | KNOB                    | 3    |
|     | YA2-1274-000 | E     | 1   | COVER                   | 3    |
|     | YA2-1339-000 |       | 2   | SCREW, CROSS-RECESS, PH | 1    |
|     | YA2-2011-000 | E     | 1   | TUBE SILICON            | 2    |
|     | YA2-2460-000 | E     | 1   | HOOD, LENS              | 2    |
|     | YA2-2462-000 | E     | 1   | BARREL, LENS            | 2    |
|     | YA2-2817-000 | E     | 1   | BARREL, LENS            | 2    |
|     | YA2-2818-000 | E     | 1   | COLLAR, ASSEMBLY        | 2    |
|     | YG2-0068-000 | D     | 1   | POWER DIAPHRAGM UNIT    | 2    |
|     | YG2-0069-000 | D     | 1   | FOCUSING UNIT           | 1    |
|     | YG2-0199-000 | D     | 1   | CONVERTER, DC/DC        | 1    |
|     | YG2-0211-000 | D     | 1   | MAIN CBA                | 1    |
|     | YG2-0214-000 | D     | 1   | POWER DIAPHRAGM UNIT    | 2    |
|     | YG2-0262-000 | D     | 1   | MAIN CBA                | 1    |
|     | YG9-0091-000 | D     | 1   | MAIN CBA ASS'Y          | 1    |
|     | YG9-0099-000 | D     | 1   | BARREL, FIXED           | 1    |
|     | YG9-0101-000 | E     | 1   | FLEX, CONNECTING        | 1    |
|     | YG9-0341-000 | D     | 1   | MAIN CBA UNIT           | 1    |
|     | YG9-0425-000 | D     | 1   | MAIN CBA UNIT           | 1    |
|     | YN2-0391-001 | D     | 1   | LENS, G1                | 2    |
|     | YN2-0392-000 | E     | 1   | LENS, G2                | 2    |
|     | YN2-0393-000 | E     | 1   | LENS, G3                | 2    |
|     | YN2-0395-000 | E     | 1   | LENS, G5                | 2    |
|     | YN2-0399-000 | E     | 1   | LENS, G2                | 2    |

# CANON LENS EF300mm 1:4.0L

